

# Sanitary partition wall type SVFG40 ALTUS

Cubicle system made of 40 mm chipboard

**schäfer**<sup>®</sup>  
Trennwandsysteme



Stylish and elegant partitioning.



BEFORE WE  
EXPECT TRUST FROM  
OUR CUSTOMERS,  
WE PROVIDE EVIDENCE  
*that's us!*

## ENVIRONMENT & SUSTAINABILITY *that's us!*

Sustainable management and careful use of resources are a matter of course for us and part of our corporate philosophy. This basic idea is consistently integrated and lived in our work processes. We are proud to be the first certified manufacturer of partition systems and lockers in Germany to operate according to the FSC™ and PEFC guidelines.

### PEFC - registered

We pay attention to a sustainable supply chain in which our products are procured under ecological, economic and socially just aspects.

### FSC™ - certified

As the first certified manufacturer in the area of partition systems and lockers in Germany, we make an active contribution to the protection of our earth with this future-oriented procurement method. We supply almost our entire range from sustainable wood in accordance with the specifications of the FSC™.



PEFC/04-31-3143



On request  
the products are  
available with  
FSC™ certification

## TÜV NORD GS TESTED SAFETY *that's us!*

Tested and certified by TÜV NORD these products meet the requirements of the Product Safety Act ProdSG § 21  
Registration No. 44 329 14148809



## MADE IN GERMANY *that's us!*

Our products are manufactured for you at the company site in Horhausen, Rhineland-Palatinate. This is the only way we can guarantee the high quality standards we set for our products.



## PREQUALIFIED *that's us!*

We are registered in the list of prequalified construction companies with the number 010.049740, proving that we are qualified for the products and services we offer.



## INNOVATIVE & DESIGN-ORIENTED *that's us!*

With our design-oriented and innovative products, we convince not only our customers, but also national and international committees.



reddot winner 2021





## First-class optics. High-quality ambience.

The SVFG40 ALTUS toilet partition wall gives the sanitary room a particularly elegant touch. The first-class design of the SVFG40 ALTUS speaks for itself, as the selection of the highest quality materials and the construction which is custom-made down to the last detail. The system is closed from floor to ceiling. This creates a separate, private area for the users. The perfect choice for sanitary rooms with that certain extra touch of exclusivity, a feel-good ambience and maximum privacy.



#### Interesting facts about SVFG40 ALTUS

##### WC partition walls made of 40 mm chipboard panels with 0.9 mm HPL surface

- Exclusive optics
- Room-high system, closed from floor to ceiling
- Own private area for the user
- Maximum privacy guaranteed
- Edges made of varnished real wood
- Rebated doors
- Completely flush toilet partition wall
- Easy to clean and maintain construction
- Hinges in door rebate optionally available
- Suitable for drying rooms
- Large variety of decors and colors
- Motif prints optionally possible
- Motifs are already inserted during the production process of the plates
- This creates an extremely scratch-resistant and robust surface
- System will be produced acc. to the building site dimension



**Privacy screens**

- Wall-mounted privacy screens
- Made of 30 mm thick chipboard
- ABS strips and panels in the same colour
- Installed with durable aluminium holders
- Wall-mounted structures without bottom support feet are particularly hygienic, since floor cleaning can then be faster and more efficient
- Wide range of colors available
- Motif prints are optionally available
- Privacy screens will be produced acc. to the building site dimension



(1)

**Handrail for toilet partition  
type SVFG40 ALTUS**

- Matt, natural anodised
- Very easy to clean
- Integrated Free/engaged indicator (4)
- Emergency opening located below – allows the locked door to be opened from the outside (5)
- Optional available with LED
- Optional energy-saving LED strip shows the locking status clearly visible
- Very good grip, because of the body-friendly shape

**Possible Variation:**

**(1)**

- Handrail adapted to the door length, always until the top edge of the door
- Optional available: in combination with a LED strip

**(2)**

- Handrail 55 x 1.150 mm
- Optional available: in combination with a LED strip

**(3)**

- Handrail 55 x 500 mm
- Optional available: in combination with a LED strip



(2)



(3)



## Features type SVFG40 ALTUS

### Hinges:




- Stainless steel hinges with special running surfaces made of high-performance polymer
- Long service life and maintenance-free operation guaranteed for years



- Stainless steel rising hinge
- Doors with self-closing hinges are optional available



- Rebated real wood edge with a high-quality DD-vanish
- Real wood edge made of beech as standard
- Other types of real wood edges, coloured or stained edges available on request



- Optional hinges located in the rebate to ensure that the front has as completely flush surface
- Optional with completely internal door closer for a self-closing function of the door

## Variations of accessories type SVFG40 ALTUS


### Hardware:



Aluminium  
door handle  
Schäfer AL7050



Stainless steel  
door handle  
Schäfer ES6050



Nylon  
door handle  
Schäfer N8051



Aluminium  
one hand door knob  
INSAFE




Aluminium  
push handle SLIDESAFE


[To the handrail configuration online tool >](#)

[To the push handle SLIDESAFE >](#)


[To the sanitary accessories >](#)




Aluminium handrail  
55 x 500 mm  
Schäfer ALGS1




Aluminium handrail  
with LED strip  
55 x 500 mm  
Schäfer ALGS1 LED




Aluminium handrail  
55 x 1.150 mm  
Schäfer ALGS2



Aluminium handrail  
with LED strip  
55 x 1.150 mm  
Schäfer ALGS2 LED



Aluminium handrail,  
adapted to the door  
length, always until the  
top edge of the door  
Schäfer ALGSV



Aluminium handrail with  
LED strip, adapted to the  
door length, always until  
the top edge of the door  
Schäfer ALGSV LED

### Buffer and hooks:



Aluminium buffer  
Schäfer AL7015



Stainless steel buffer  
Schäfer ES6015



Nylon buffer  
Schäfer N8015



Aluminium hook  
Schäfer AL7011



Stainless steel hook  
Schäfer ES6011




Nylon hook  
Schäfer N8010



## Colours type SVFG40 ALTUS

### Panels:



3001  
Weiß



3004  
Anthrazit



3009  
Schwarz

### ABS-strips



3001  
Weiß




3004  
Anthrazit



3009  
Schwarz

### Profiles:

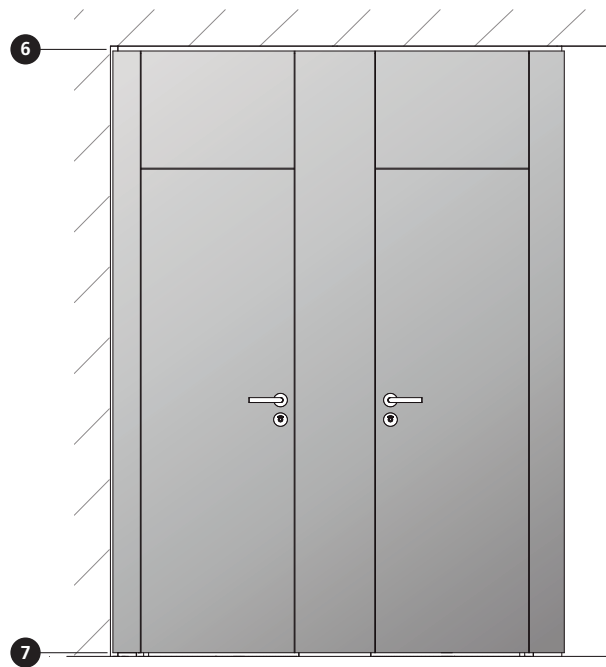
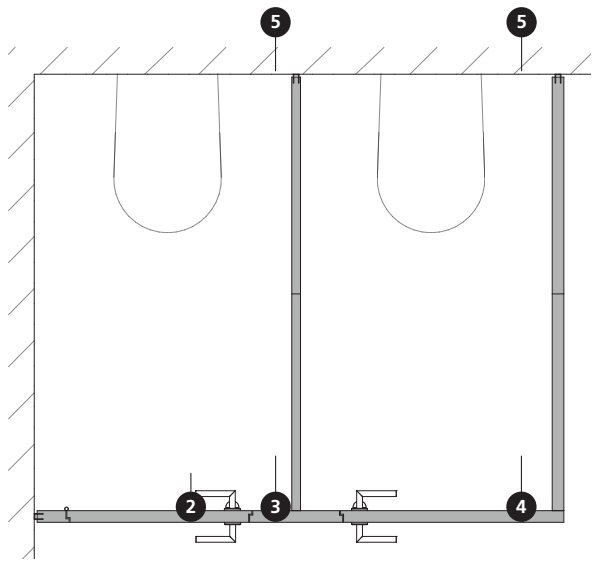


E6/EV1  
Eloxiert

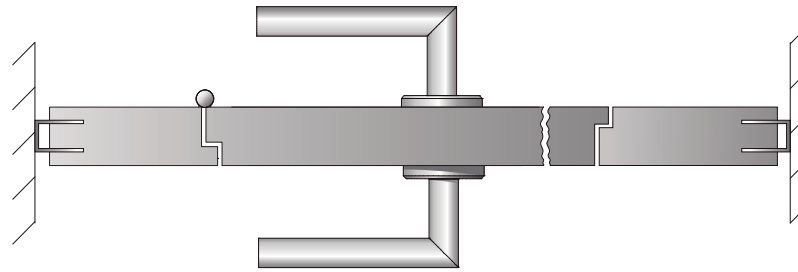
Special colours for panels, ABS-strips and profiles in all RAL colours and special accessories on request. Ask us!

There may be a difference between printed colours and real colours.

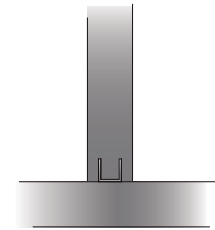
# Technical design of cubicle system type SVFG40 ALTUS



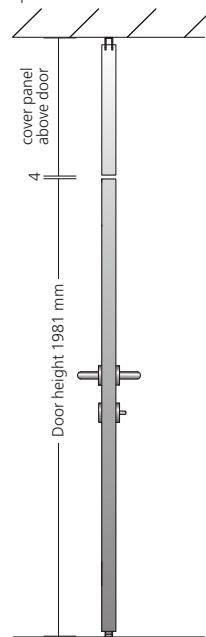
2 Cubicle front section with door handle




3 Front to partition wall connection



1 Front height section



6 Ceiling connection



7 Floor connection

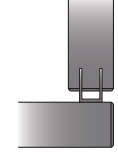
4 Corner connection with corner bracket



4 corner connection truncated



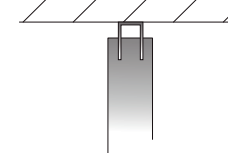
4 Corner connection with shadow gap



8 Connection of divided partition wall



5 Wall connection with an U-profile as a shadow gap



We reserve the right to make technical alterations.



reddot winner 2021



GERMAN  
INNOVATION  
AWARD '22  
WINNER

